



Powerful Tools for Quality Improvement

Minitab ®

The Minitab Advantage

For more than 40 years, professionals have used our software to achieve excellence. We understand the challenges of improving quality and provide you with exceptional services to help you succeed.

Free Technical Support

Get help by phone or online from highly skilled specialists in statistics, quality improvement, and computer systems.

Outstanding Training

Participate in public, on-site, or online courses taught by industry experts.

Affordable and Flexible Licensing

Choose from a wide range of options with volume discounts and enterprise-wide licenses.

Free Resources

Attend live webinars, view recorded webcasts, and follow tutorials that help you use our software.



Microsoft



PEPSICO



TOYOTA

Discover how Minitab customers achieve success.

Read case studies at minitab.com/success

Visit

Minitab.com

for free software trials and product tours.



Thousands of distinguished organizations in more than 100 countries trust Minitab.

Amazon
Apple
BHP Billiton
BMW
Chevron
Community Health
Systems
Exxon Mobil
General Electric
Gillette
Google

Halliburton
Honeywell
International
IBM
John Deere & Co.
J.P. Morgan
Kellogg's
Kimberly-Clark
Lockheed Martin
Mayo Clinic
McDonald's

Microsoft
Nike
PepsiCo
Pfizer
Samsung Electronics
Toyota Motor
UnitedHealth Group
UPS
USG Corporation
Verizon Communications
Walt Disney

Analyze data with confidence


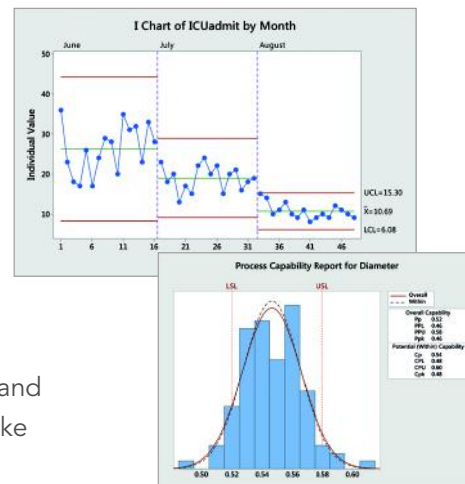
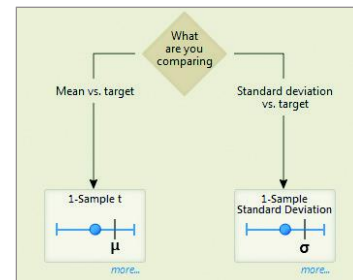
Gain the insight you need to improve your processes with the world's leading statistical software for quality.

Follow step-by-step guidance—including an interactive Assistant menu to help you choose the right tool and easily perform your analysis.

Explore your data with a comprehensive collection of statistical tools and compelling graphs.

- ▶ General Statistics
- ▶ Regression and ANOVA
- ▶ DOE
- ▶ Measurement Systems Analysis
- ▶ Control Charts
- ▶ Process Capability
- ▶ Reliability
- ▶ And much more

Use built-in interpretations to understand your results and their significance. Make data-driven decisions you can trust.



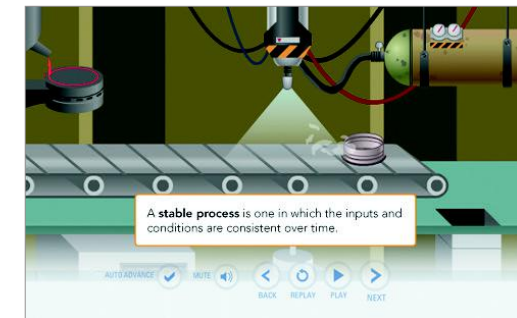
Learn statistics online

Our e-learning course teaches you statistics and how to analyze your data with Minitab anytime you are online.

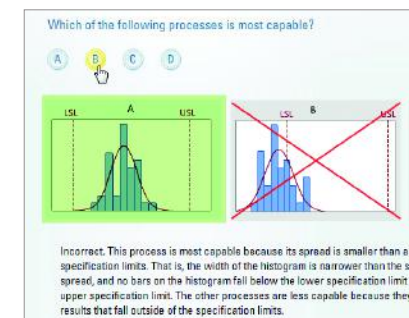
Work through animated lessons and complete hands-on exercises that bring statistics to life.

Test your knowledge with interactive quizzes that give you real-time feedback.

Significant discounts are available for customers who add Quality Trainer to their Minitab multi-user license.



Animated lessons make statistics easy to grasp and retain.



Interactive quizzes explain why answers are correct or incorrect, and recommend which lessons to review to fully master the material.

- ▶ Engaging Instruction
- ▶ Integration with Minitab
- ▶ Interactive Quizzes
- ▶ Hands-on Exercises
- ▶ Dynamic Table of Contents
- ▶ Accessible Anytime

Know the impact of quality programs

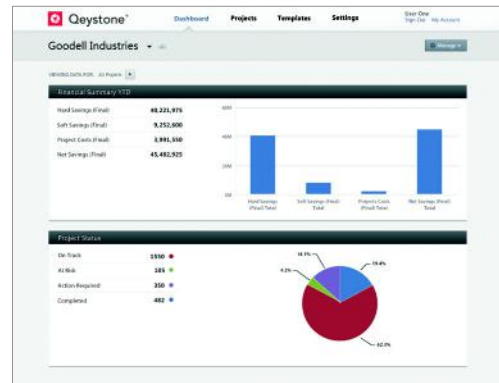
Make your company's continuous improvement program faster, better, and more relevant.

Qeystone is a project portfolio management platform designed to manage your company's entire Lean Six Sigma deployment.

Get insight into your whole initiative with up-to-date, interactive reports. See the impact of each project and get the metrics needed to make critical business decisions.

Make projects easier to complete with tools tailor-made for your needs.

- ▶ Align projects and corporate objectives.
- ▶ Monitor and manage your entire program.
- ▶ Streamline and standardize projects.
- ▶ Gain initiative-wide insights.



Graphical summaries, key performance indicators, and reports provide visibility into your entire quality program.

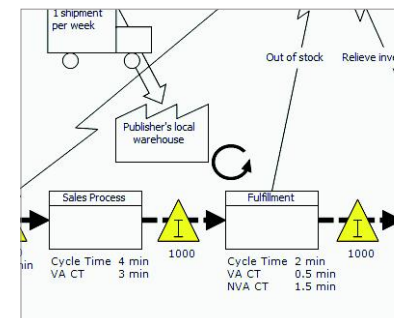
Complete projects faster

Access all the soft tools you need to execute quality improvement projects.

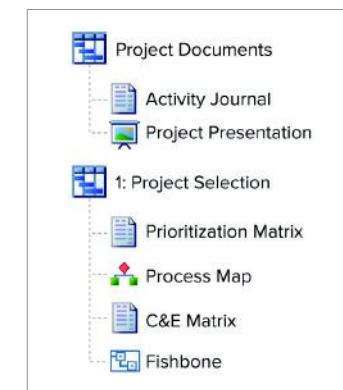
Organize improvement initiatives with one package that provides everything you need, including built-in project Roadmaps and tool templates.

Save time and reduce errors with an integrated toolset that allows data to be shared throughout the entire project.

Customize Quality Companion by adding data categories and fields and developing new forms, templates, and Roadmaps.



- ▶ Forms and tools including Project Charter, FMEA, SIPOC, C&E Matrix, Project Prioritization, and more
- ▶ Value Stream Mapping and Process Mapping
- ▶ On-demand Coaches that offer expert guidance
- ▶ Flexible brainstorming tools
- ▶ Roadmaps that organize and standardize projects



Quality Companion includes a comprehensive selection of more than 100 built-in, customizable tools that can be organized within project Roadmaps.

Connect with Minitab



(81) 8192 3100 | ventas@version.com.mx

Learn more and find a local Minitab representative at www.minitab.com.

